

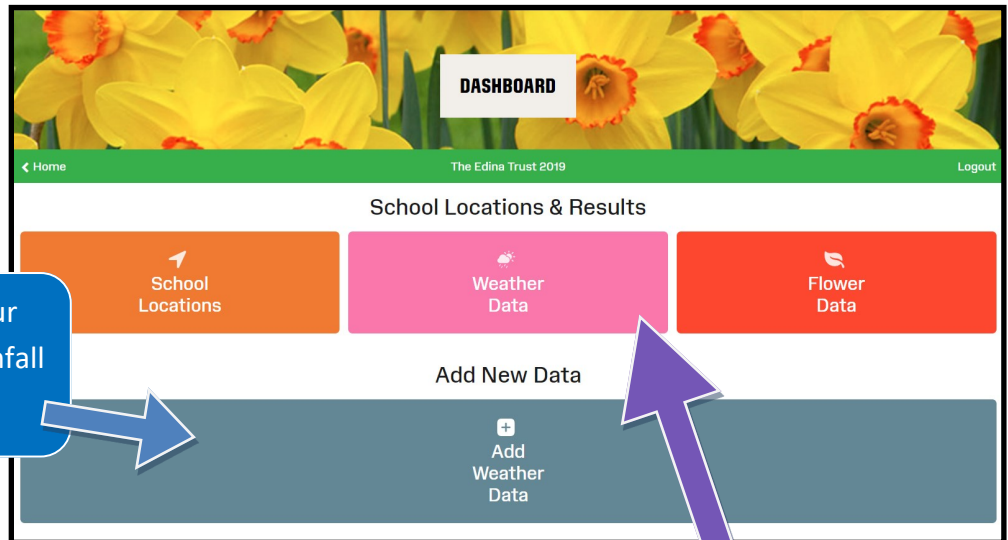

How to Enter Your Data

You will need:

- Your results
- Your login information (write it in the box below)
- A device connected to the internet



1. Go to <https://museum.wales/spring-bulbs/>
2. Click "Schools Login" and enter your school's username and password.
3. You will see a web page that looks like the picture below.
4. Click the button for the data you want to enter.



Click here to enter your weather recordings (rainfall and temperature).



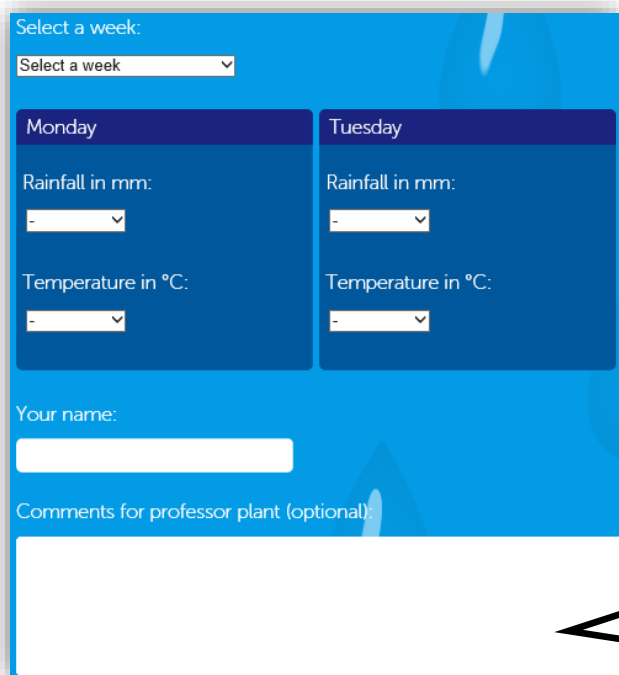
Daffodil and crocus flowering dates and information can be entered from **January** onwards.

You can take a look at the data sent by other schools and see where they are on the UK map!

Username

Password

You can submit weather data one week at a time. Enter your weather data carefully. Check that your measurements are using the correct units: mm for rainfall, and °C for temperature.

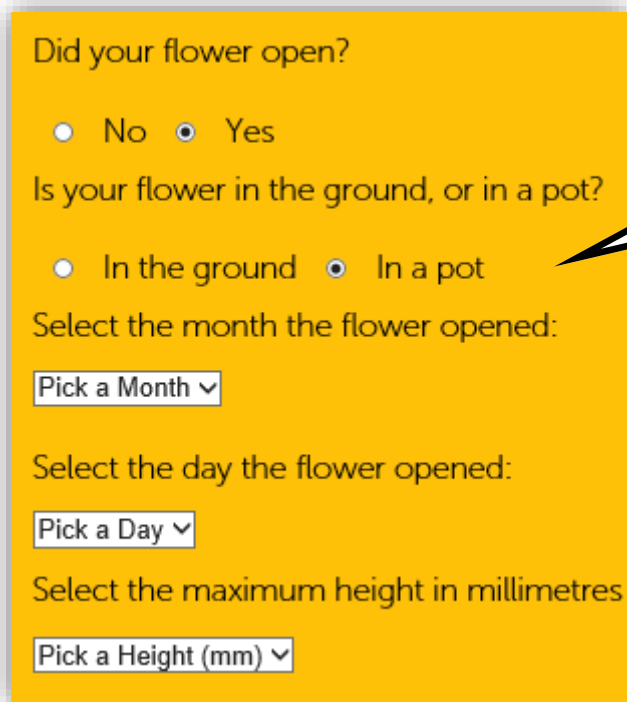


The screenshot shows a web form for entering weather data. At the top, there is a dropdown menu labeled 'Select a week:'. Below this, the form is split into two columns for 'Monday' and 'Tuesday'. Each column has two dropdown menus: 'Rainfall in mm:' and 'Temperature in °C:'. At the bottom of the form, there is a text input field for 'Your name:' and a larger text area for 'Comments for professor plant (optional):'.

Tip: Use the calendar to organise who will enter weather data each week, and tick off the box when it's done!

You can add a comment for Professor Plant if you would like, e.g. if you notice anything interesting!

You can only enter flowering data between January and March. If your bulbs haven't flowered by the end of the project, tick 'no' for the first question. This is also important data for us!



The screenshot shows a form for entering flowering data on a yellow background. It starts with the question 'Did your flower open?' followed by radio buttons for 'No' and 'Yes'. The next question is 'Is your flower in the ground, or in a pot?' with radio buttons for 'In the ground' and 'In a pot'. Below this are three dropdown menus: 'Select the month the flower opened:', 'Pick a Month'; 'Select the day the flower opened:', 'Pick a Day'; and 'Select the maximum height in millimetres', 'Pick a Height (mm)'.

'Remember to select whether you are entering data for a bulb in a pot or in the ground.

Please upload your data by the end of March, and before the Spring Holiday.

If you have any problems, please contact Penny at:

penny.dacey@museumwales.ac.uk